





WINCHES



1



2




3



4



5



6

1] Marlow rope runs out through an old suspension bush to stop the steel hook from being pulled into the softer ally hawse. No small matter when the winch's motor has twice the voltage across it that it was designed for, and it's spooling your cable back in under no load...

2] Exposed winch motors are covered to comply with event regs regarding terminals

3] Greasable bearings (note the nipple on the end plate) make the 8274s easier

to maintain in the face of a non-stop assault from mud and water

4] Winch electrics run off a four-pole isolator switch located on the front of the passenger's seat box

5] Winches' main shaft circlips are held secure by three allen bolts in the brake

6] This is the breather and filler for the front 8274. The wading plug is on top of the winch housing, with the drain underneath